



Johnson

OUTBOARDS

Service Manual

40 thru 55
2-Cylinder



EVINRUDE




OUTBOARDS

Safety Warning

This Service Manual will alert you to certain procedures that must be done very carefully. If you ignore this information, you could . . .

- Injure yourself or people around you
- Injure the boat operator, boat passengers, or people around the boat
- Damage the outboard or its systems

Understand the following symbols before proceeding:

 Safety Warning	Alerts you to the possibility of danger and identifies information that will help prevent injuries.
 Note	Identifies information that will help prevent damage to machinery.
 Important	Appears next to information that controls correct assembly and operation of the product.

This Service Manual is written for qualified, factory-trained service technicians familiar with the use of **OMC** Service Tools.

This Service Manual tells you how to correctly maintain and service the outboard and its systems. When correctly serviced, the outboard will be reliable and safe to operate.

When **OMC** Service Tools are called for, use them. Where mentioned, the tools are required to perform the service procedure.

If you use procedures or service tools that are not recommended in this manual, YOU ALONE must decide if your actions might injure people or damage the outboard.

Index

?

General Information

1

Fuel System

2

Ignition System

3

Powerhead

4

Midsection

5

Gearcase

6

Manual Starter

7

Electrical System

8

Power Trim/Tilt

9

Safety

