

EVINRUDE

SERVICE

**MANUAL
1976**

2HP

MODEL 2602

INTRODUCTION

1

GENERAL
SERVICE
INFORMATION

2

FUEL
SYSTEM

3

IGNITION
SYSTEM

4

POWER
HEAD

5

LOWER
UNIT

6

MANUAL
STARTER

7

SPECIFICATIONS

Model Numbers 2602
 *Horsepower (B.I.A.-certified) 2 HP at 4500 rpm
 Full throttle operating range 4200 to 4800 RPM
 Test tank with test wheel 3900 RPM
 Test wheel Part Number 316021
 Engine type Single cylinder, 2 cycle
 Bore and stroke 1-9/16" bore x 1-3/8" stroke
 Piston displacement 2.64 cubic inches
 Piston ring sets (2 per set)
 Standard Part Number 383920
 .030" oversize Part Number 384312
 Diameter of ring 1.563 in. (standard)
 Width of ring0625 - .0615 in.
 Lbs. compression recommended when compressed 1.3 to 2.8 lbs.
 Piston and rings - standard Part Number 384651
 .030" oversize piston less rings Part Number 384666
 Crankshaft size
 Top journal7502 - .7497 in.
 Bottom journal7502 - .7497 in.
 Connecting rod crank pin6690 - .6685 in.
 Carburetion Single barrel float feed, with high and
 low-speed adjustments
 Float level setting Flush with casting
 Inlet needle seat050 - .053 Use a #55 drill as gage
 Cooling system Centri-matic pump
 Propeller gear ratio 12:25
 Propeller drive pin Part Number 316558
 Propeller 7-1/4 x 4-1/2
 Speed control Single lever, synchronized throttle and spark
 Weight 23 lbs.
 Fuel capacity Gravity feed integral tank 1 qt.
 Starter Manual self rewinding
 Ignition Flywheel magneto
 Spark plug AC-M44C, Champion J6J - 14mm
 Spark plug gap030 inch
 Spark plug torque 17-1/2 - 20-1/2 foot-pounds
 Breaker point gap020 inch
 Condenser Part Number 580321
 Capacity18 to .22 Mfd.
 Coil Part No. 580971

COIL TEST SPECIFICATIONS

Stevens Tester Model ST-75

Normal Polarity (Switch Setting Standard)	2.2
--	-----

Stevens Tester Model No. M.A. -75 or 80

Switch	Index Adjustment
B	22

Merc-O-Tronic

Operating Amperage	Primary Resistance		Secondary Continuity	
	Min.	Max.	Min.	Max.
1.6	.5	.7	35	45

Graham Tester Model 51

Maximum Secondary	Maximum Primary	Coil Index	Minimum Coil Test	Max. Gap Index
5500	1.2	75	33	75

* Horsepower established at sea level. Allow 2% reduction per 1000' above sea level.

LUBRICATION POINTS




Figure 2-2. Throttle Cam and Carburetor Linkage Lubrication




Figure 2-1. Steering Handle Pivot and Clamp Screw Lubrication

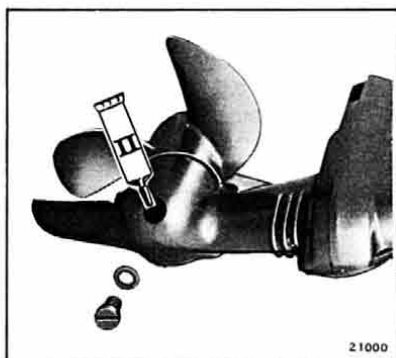


Figure 2-3. Gearcase Lubrication